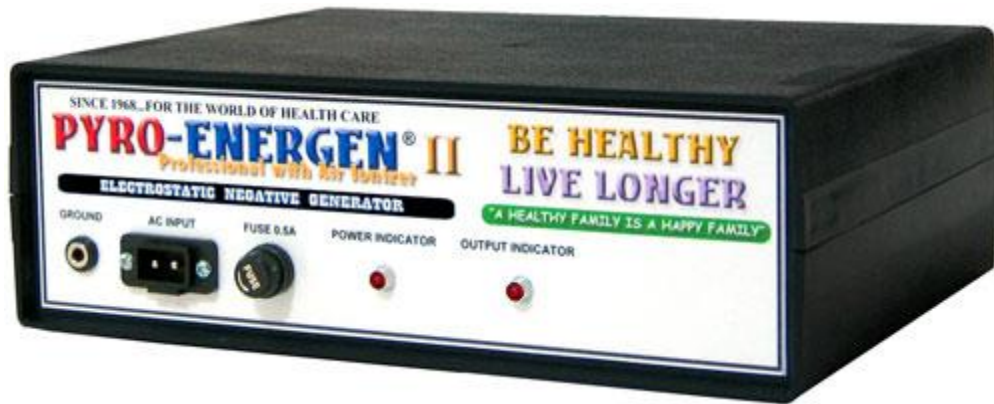


# Owners Manual

## PYRO-ENERGEN II



[www.PyroEnergen.com](http://www.PyroEnergen.com)

40 Years of History and Research Made PYRO-ENERGEN No. 1 in the World!


**PYRO-ENERGEN®**

- A Breakthrough in Electrotherapy Technology -



The PYRO-ENERGEN is used with a metal plate or screen connected to the Output High Voltage terminal. It is quick and easy to use as there are no dials or configurations required, and it only takes less than 1 minute to set up.

1. Place the PYRO-ENERGEN on a flat surface, such as a plastic or wooden table or desk, away from nearby conductive materials. Do not place the machine directly on the floor.
2. Plug the 1.5 meter Output High Voltage cable to the Output High Voltage terminal at the back of the unit. Connect the alligator clip to a metal sheet, foil or screen. **Ensure that the cable from the PYRO-ENERGEN to the metal screen is not touching the ground and is at least 6 inches away from the floor.**



3. Place the metal screen or sheet on a low plastic stool. Sit on a plastic or wooden chair (plastic chair is most recommended for best insulation). You may use seat cushions for added comfort.

**Use only clean and dry plastic or wooden materials.** It is advisable to use a plastic chair and stool as wood can absorb moisture from the air, reducing its insulating properties and potentially causing electrostatic leakage, which may diminish the effectiveness of the treatment.

4. Place your feet (bare or with socks) on the metal sheet or screen. For additional comfort, you can place a thin piece of cloth or towel on top of the screen.



5. **Finally, have someone plug the power cord into an outlet.** If you are using the PYRO-ENERGEN alone, the easiest way is to first turn on the machine, then sit on the plastic chair, and lift both your feet off the floor to place them on the metal screen.

**Ensure that the power cord does not come near the Output High Voltage terminal and cable. Do not touch any appliance or anything or anyone that is grounded including the machine's AC power cord while your feet are still in contact with the metal screen.**

The two indicator lights will illuminate, indicating that the machine is powered on and generating electrostatic energy.



6. Children or pets may be held on the lap for treatment.
7. Treatment frequency of **3–5 times a day, at 30 minutes per session** is recommended. Treatment during the whole night, even while sleeping, can also expedite the healing process.

*If you do not suffer from an illness or disease, it is advisable to undergo treatment at least once a day to prevent disease and maintain good health.*

8. After completing your session, **remove both your feet from the metal screen before standing up and touching the floor.** Then, unplug the unit from the wall outlet or turn off the power extension bar if one is being used. Alternatively, have someone turn off the machine for you.



*Sample PYRO-ENERGEN machine Installation – Therapy Area*

## Frequently Asked Questions on Use / Troubleshooting

1. **Q: Do you need to have your feet on the metal screen before you turn the machine on?**

**A:** You shouldn't attempt to turn on or plug the machine in while your feet are on the metal screen. It would be easier if someone plugs the power cord into the outlet for you. If you are using the PYRO-ENERGEN alone, the easiest way would be to first turn on the machine, then sit on a plastic chair, and lift your feet off the floor and place them on the metal screen. The moment your feet touch the screen, you may feel a slight tingling sensation in your feet for a split-second as the static field makes a connection to your body. If you are bothered by this, you can place a thin piece of cloth or towel on top of the screen.

Another alternative is to use a remote-controlled power outlet. If unavailable, one solution is to use a power extension bar that has a separate on and off switch and use a plastic or wooden stick to turn on the switch.



2. **Q: What should I avoid when my feet are on the metal screen?**

**A:** The only thing to remember is not to touch any grounded object WHILE any part of your body is touching the metal screen. By not touching any grounded object, it is impossible to induce a static shock.

3. **Q: I'm currently using and sitting on the machine, but I need to get off the chair temporarily to do something else quickly. Do I have to turn off, discharge, and turn on the machine again?**

**A:** There is no need. Just be sure to remove both your feet from the metal screen before getting off the chair and touching the floor. To resume, do the reverse—sit first on the plastic chair, lift your feet off the floor, and place them back on the metal screen. The same method can be used when using the machine in a lying position.

4. **Q: If the 1.5 meter Output high voltage cable is too long, is it possible to fold the cable to prevent it from touching the ground?**

**A:** Yes, you can fold it into a coil or loop and tie it up to shorten its length and prevent it from touching the ground.

5. **Q: Can a user undergo PYRO-ENERGEN therapy while lying down on a bed or couch?**

**A:** Yes, absolutely! The only difference is that the metal screen will be placed directly on the bed or couch under the user. The most ideal location to place the metal screen for the majority of users is below the knee area. This way, when they're using the machine alone, they can easily get in and out of bed or the couch by just lifting their feet off the screen (use a similar method as described in Question #1).

Make sure to use a nonconductive bed, couch, or foam mattress without metal springs to prevent electrostatic leakage and reduce the effectiveness of the therapy.

6. **Q: Can I use a mobile phone or tablet computer during the therapy session?**

**A:** Most people are able to use devices like cellphones or tablets without problems even while using the machine. This is a case-by-case basis and depends on the durability of these gadgets to withstand the presence of static electricity. For example, most PYRO-ENERGEN users can hold and use simple small electronic devices like a TV remote control without damaging the remote since it is not sensitive to static electricity.

7. **Q: My metal screen had already worn out and I need a replacement. What kind of conductor should I use, and is there a specific size to follow for best results?**

**A:** The size of the electrode (metal sheet/screen/net) used is completely irrelevant to the efficacy of the treatment and the intensity of the static electricity. In fact, the patient's entire body will be fully enveloped instantly by the PYRO-ENERGEN's special electric field, regardless of the size of the screen or the specific body part touching it. The patient

just needs to make physical contact with the metal screen using any part of their body that they're comfortable with. As long as the materials (copper, metallic, aluminum) can conduct electricity, any of these types of electrodes can be used.



8. **Q: I hear a hissing or static sound coming from the unit while it is running, and I think the unit is leaking power, resulting in less electrostatic energy reaching the person. What should I do?**

**A:** If you hear a static or hissing sound coming from the back of the unit, it is likely caused by a poorly insulated table, which causes some static electricity to leak and jump to the table from the discharge terminal at the back of the unit. You can try using a different table. To minimize this leakage, you can place a flat piece of insulated material (such as a polybag, bubble wrap sheet, or Styrofoam sheet) directly under the unit itself.

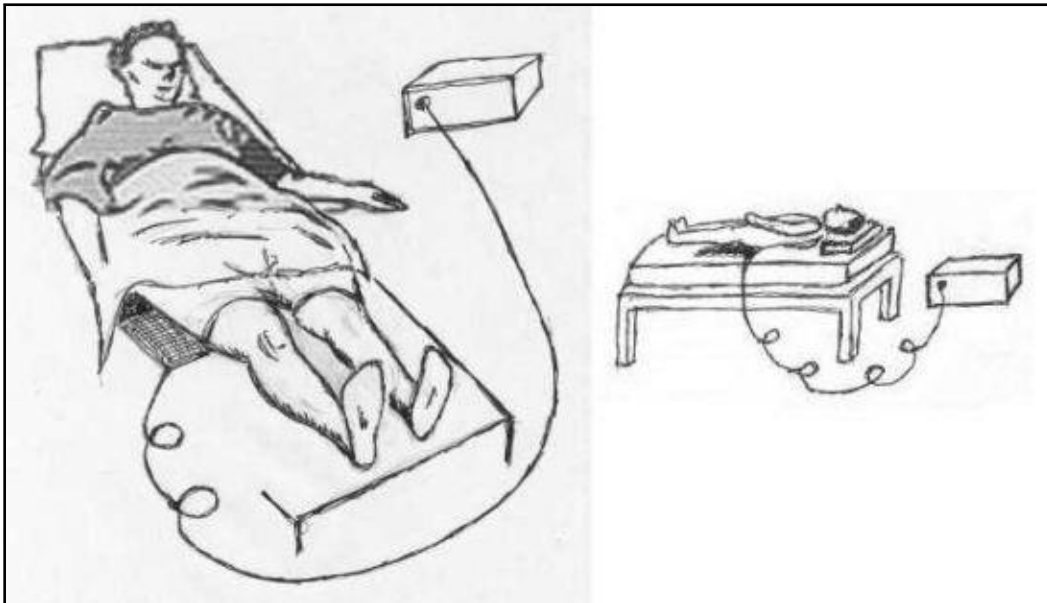
## Test Procedure

One way to check if the PYRO-ENERGEN is functioning properly, or if you are not grounded, and if you are well insulated, is to tear off thin bits of tissue paper or Kleenex and place it on a flat surface made of wood or plastic. Then, bring your finger near it. The tissue paper will start to move or rise, indicating that you are experiencing electrostatic electrification. Poor insulation affects the intensity of static electricity surrounding your body. Under good insulation, the tissue paper should begin to move or rise when your fingers are 3-4 inches away from it.

**Note:** It takes at least 1-2 minutes for the static electricity to fully charge around the user's body. The static electric field will be at its strongest after about 5 minutes of using the machine.



## For Reclining or Bedridden Patients



1. Prepare a piece of aluminum foil or metal screen/net measuring approximately 12"x12". Connect it to the PYRO-ENERGEN using the alligator clip of the 1.5-meter Output High Voltage cable. **Ensure that the cable does not touch the ground and is at least 6 inches above the ground.**



2. Have the user lie on a nonconductive bed or surface, such as a plastic deck recliner or a nonmetallic bed with a foam mattress that does not have metal springs. This helps prevent electrostatic leakage and ensures optimal effectiveness of the treatment.
3. Place the metal sheet, foil, or screen under the user. It is acceptable to have clothing between the metal and the skin.
4. Finally, plug the power cord into an outlet. **Ensure that the power cord does not come near the Output High Voltage terminal and cable.** The two indicator lights will illuminate, indicating that the machine is powered on and generating electrostatic energy. **The user must not touch any grounded appliances, objects, or individuals, including the machine's AC power cord, while their body is still in contact with the metal screen.**
5. It is recommended to undergo treatment **3–5 times a day** for **30 minutes per session**. Treatment during the whole night, even while sleeping, can also expedite the healing process.

*If you do not suffer from an illness or disease, it is advisable to undergo treatment at least once a day to prevent disease and maintain good health.*

## Discharging the PYRO-ENERGEN

*\*It is completely unnecessary to discharge the machine after every session, especially if the unit and the mesh net or metal screen are affixed in a certain place. The machine also discharges by itself after several hours.\**

After completing your treatment session and unplugging the unit, the high tension voltage can persist for hours, and you may experience a slight shock if the Output High Voltage is accidentally touched. A short 20-inch Discharge Cable, included with the unit, will be used to discharge the high voltage. This is a quick process that only takes a few seconds.

### Discharging Procedure:

1. First and foremost, unplug the unit's AC power line cord from the wall outlet or turn off the power extension bar if you're using one.
2. Using the Discharge Cable (holding only the plastic insulated handle), touch the black plug to the black jack (Discharger/Ground) at the front of the unit.

3. Then, tap the red plug to the red jack (High Voltage Discharger) at the back of the unit repeatedly until the spark is gone. Do not attempt to touch it to the Output High Voltage terminal!

Note: You do not need to fully insert the plugs. You simply need to make a metal-to-metal contact (a short circuit).



### Other important things to remember:

1. Depending on the weather conditions, discharging the machine immediately after use may produce a bigger discharge spark due to a large buildup of static electricity. Ideally, in these cases, it would be better to wait for about 5 minutes before discharging the machine so that the bulk of static electricity has already subsided, resulting in less buildup of electricity for the discharge system to filter.

2. If the machine is being used continually by different people throughout the whole day (such as in wellness centers), we suggest not using the discharge cable to avoid repeatedly discharging the static electricity every now and then, to avoid unnecessary stress to the machine. Only remember that the next patient sits on an insulated chair before their feet touch the plate. This is to ensure that they are no longer grounded in the first place.

## About the Built-in Air Ionizer

The PYRO-ENERGEN electrostatic therapy machine comes with an air ionizer built in. The negative ions are continuously emitted around the patient's body while they undergo PYRO-ENERGEN treatment.

Should you require any help or have questions about your product, please don't hesitate to email us at [support@pyroenergen.com](mailto:support@pyroenergen.com) and we will be happy to provide you with the answers you need.